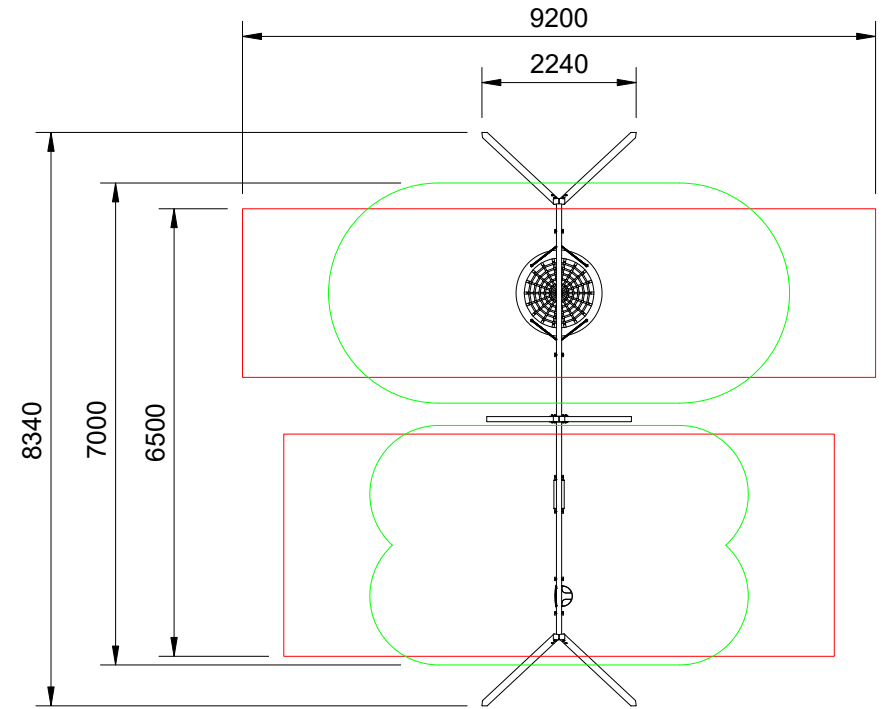
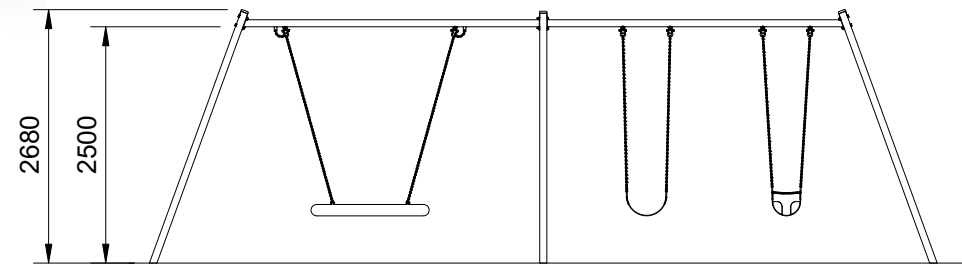




RESILIENCE



Plan View  
Scale: 1:110




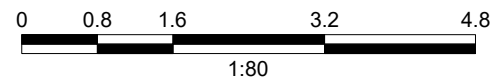
Elevation  
Scale: 1:80

### Specifications:

Product Range	Resilience
Target Age Range	2 - 8 Years
Max Equipment Height	2680mm
Critical Fall Height	1500mm
Soft Fall Area	58m <sup>2</sup>

### Legend:

- Impact Area as per AS4685:2021
- Free Space as per AS4685:2021
- Recommended Clearance Area
- Education Department Minimum
- Provide impact attenuating surfacing to impact area as per AS4422:2016 and AS4685.1:2021.



### Scalebars (m)

Do Not Scale For Dimensions

