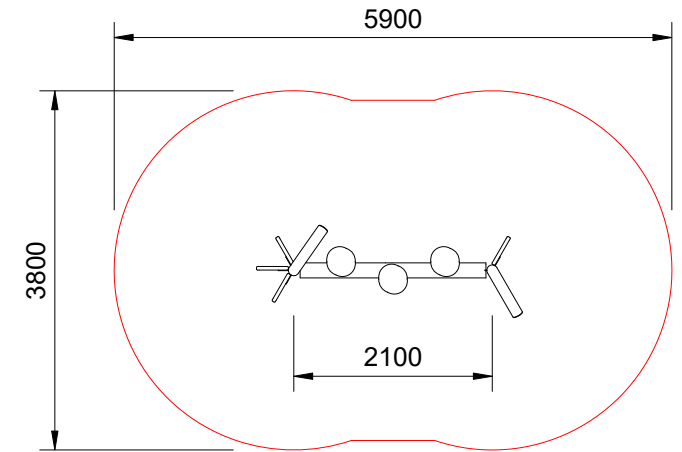


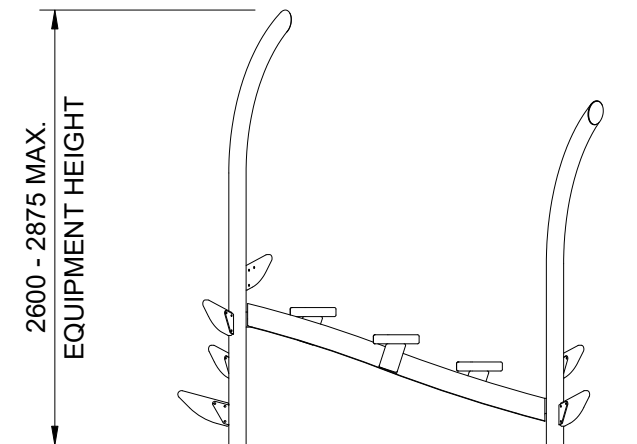


NATIVE



Plan View

Scale: 1:80



Elevation

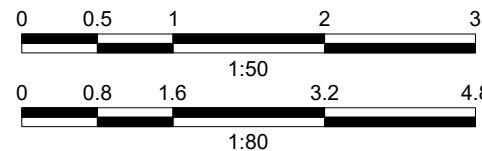
Scale: 1:50

### Specifications:

<b>Product Range</b>	Native
<b>Target Age Range</b>	5 - 12 Years
<b>Max Equipment Height</b>	2875mm
<b>Critical Fall Height</b>	1260mm
<b>Soft Fall Area</b>	19m <sup>2</sup>

### Legend:

- Impact Area as per AS4685:2021
- Free Space as per AS4685:2021
- Recommended Clearance Area
- Education Department Minimum
- Provide impact attenuating surfacing to impact area as per AS4422:2016 and AS4685.1:2021.



**Scalebars (m)**

Do Not Scale For Dimensions

