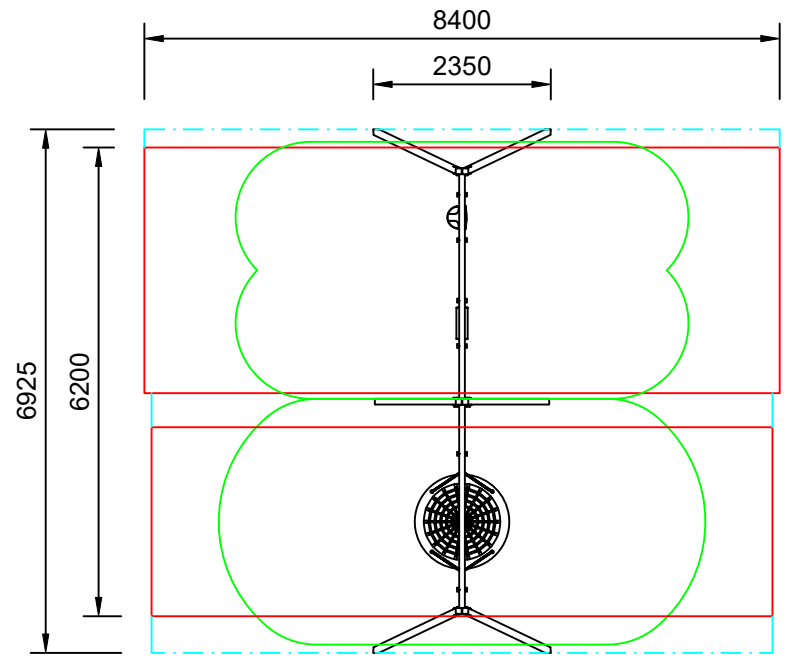
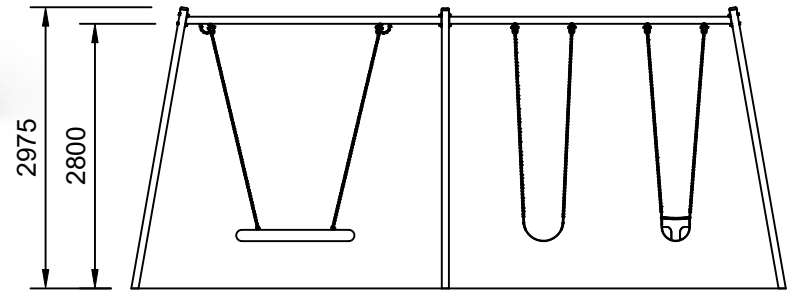




RESILIENCE



Plan View  
Scale: 1:100



Elevation  
Scale: 1:80

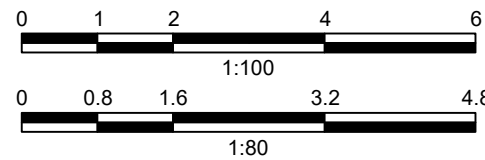
### Specifications:

<b>Product Range</b>	Resilience
<b>Target Age Range</b>	2-12 Years
<b>Max Equipment Height</b>	2975mm
<b>Critical Fall Height</b>	1690mm
<b>Soft Fall Area</b>	52m <sup>2</sup>

### Legend:

- Impact Area as per AS4685:2021
- Free Space as per AS4685:2021
- Recommended Clearance Area
- - - Circulation Area as per AS4685:2021

• Provide impact attenuating surfacing to impact area as per AS4422:2016 and AS4685.1:2021.



Scalebars (m)

Do Not Scale For Dimensions

