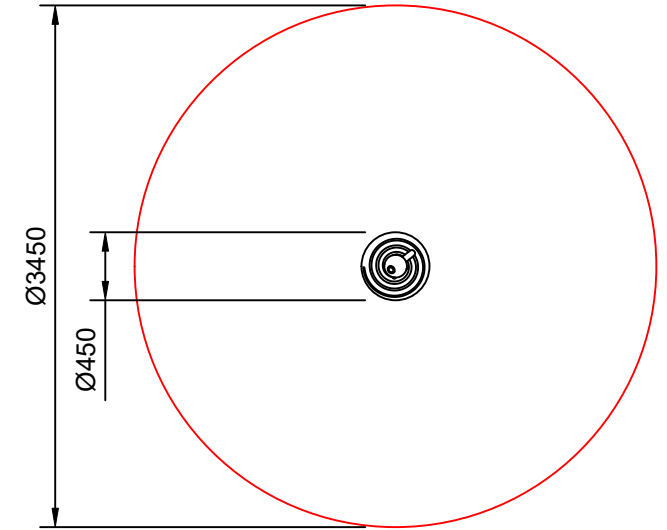
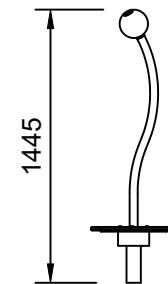




RESILIENCE



Plan View
Scale: 1:50



Elevation
Scale: 1:40

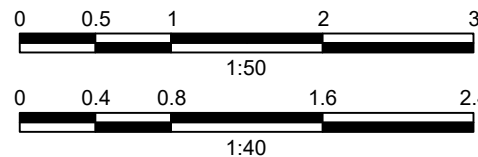
Specifications:

Product Range	Resilience
Target Age Range	3-12 Years
Max Equipment Height	1445mm
Critical Fall Height	<600mm
Soft Fall Area	9.5m ²

Legend:

- Impact Area as per AS4685:2021
- Free Space as per AS4685:2021
- - - Recommended Clearance Area
- · - · Circulation Area as per AS4685:2021

• Provide impact attenuating surfacing to impact area as per AS4422:2016 and AS4685.1:2021.



Scalebars (m)

Do Not Scale For Dimensions

