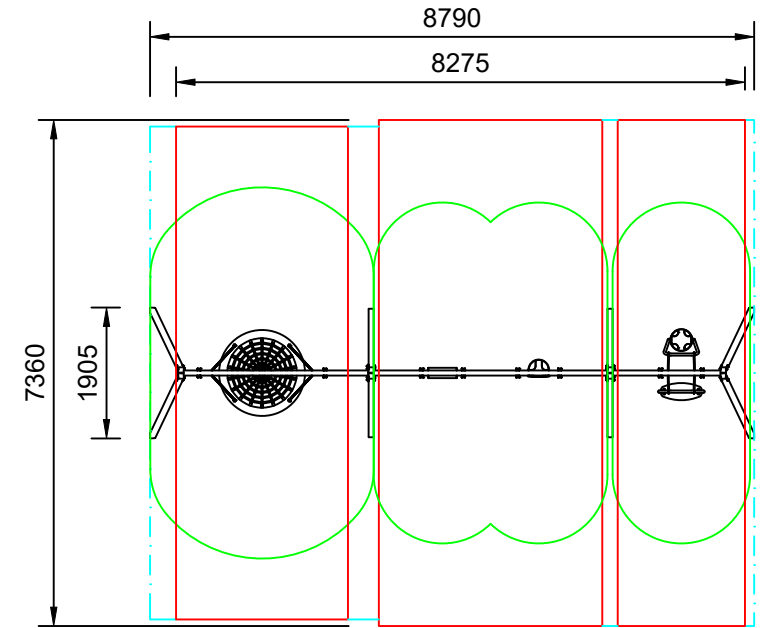
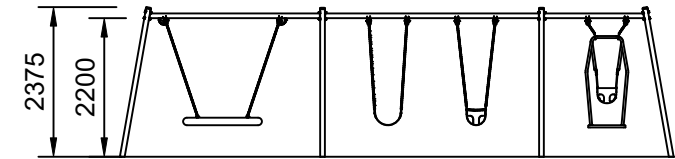




RESILIENCE



Plan View
Scale: 1:110



Elevation
Scale: 1:120

NOTE: Swing shown with 1 x strap, 1 x infant and 1 x family seat. Seat type can be changed to other styles/configurations without impacting space required.

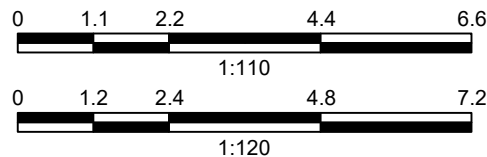
Specifications:

Product Range	Resilience
Target Age Range	2-6 Years
Max Equipment Height	2375mm
Critical Fall Height	1390mm
Soft Fall Area	55.5m ²

Legend:

- Impact Area as per AS4685:2021
- Free Space as per AS4685:2021
- - - Recommended Clearance Area
- - - Circulation Area as per AS4685:2021

- Provide impact attenuating surfacing to impact area as per AS4422:2016 and AS4685.1:2021.



Scalebars (m)

Do Not Scale For Dimensions

